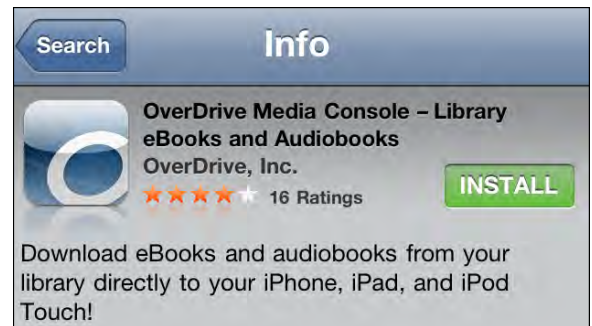


# Downloading eBooks to your iPad, iPhone or iPod Touch

**Step 1:** From your device, go to the App Store™ and search for “**OverDrive Media Console**” to download OverDrive Media Console for iPhone, iPad, or iPod Touch. (\*\*Please note that this app requires iOS 4.0 or later). Tap “**Free**”, then “**Install**”. When prompted, enter your Apple ID and Password.




**Step 2:** You will be prompted to enter an Adobe ID to authorize your device. Enter your existing Adobe ID and password or follow the instructions to create a new one.

**Step 3:** Tap “**Get Books**” and then select “**Add a Library**”.



**Step 4:** To add your library, tap “**Browse for Libraries**”.



# Downloading eBooks to your iPad, iPhone or iPod Touch

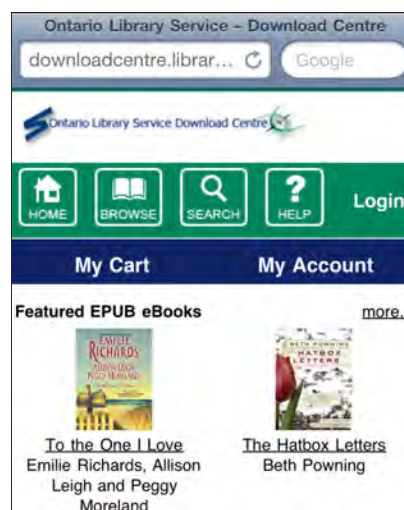
**Step 5.** Choose “Canada” and then “Ontario”.



**Step 6.** Select your library from the list of Ontario libraries.



**Step 7:** After selecting your library, you will be taken to the Ontario Library Service Download Centre (<http://downloadcentre.library.on.ca>). Tap “Login”.



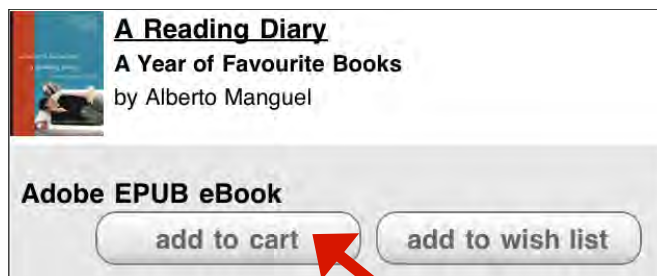
**Step 8:** Access to eBooks is limited to library patrons only. Sign in with your library card number and PIN to proceed. *Please note that this process may vary slightly, depending on your library’s website configuration.*

Library card number

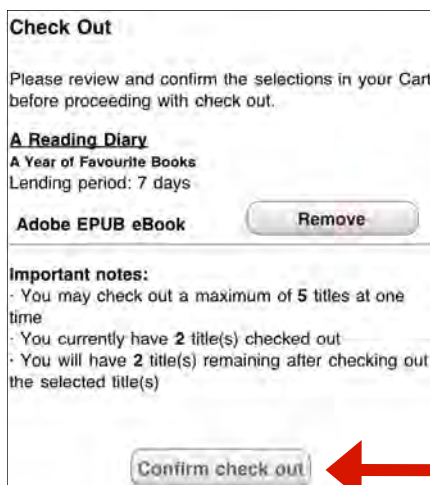
PIN

# Downloading eBooks to your iPad, iPhone or iPod Touch

**Step 9.** To download an eBook, select a title that you would like to check out. Tap **“Add to Cart”** to begin the checkout process. Then select **“Proceed to Checkout”**



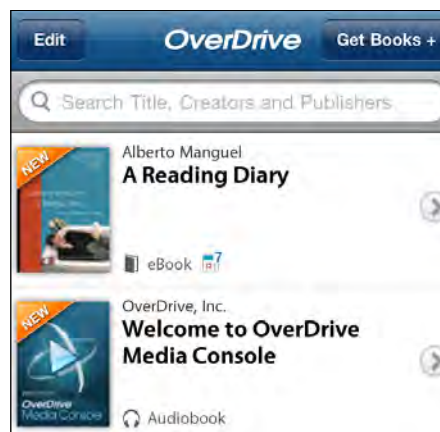
**Step 10:** Review your checkout information and tap **“Confirm Checkout.”**



**Step 11:** Tap **“Download”** to save the book to your device.



**Step 12:** When your title has finished downloading, it will appear in your OverDrive Media Console. Tap the title to start reading. Enjoy!



For further help with downloading eBooks from OverDrive, please visit <http://downloadcentre.library.on.ca>. Thanks to the staff of Chinook Arch Regional Library System for their assistance.